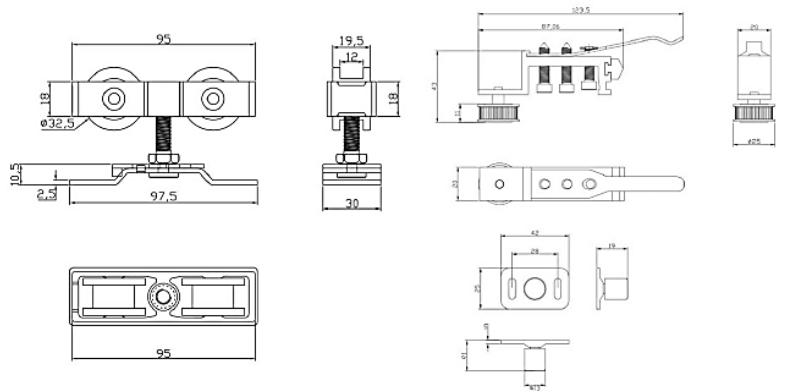
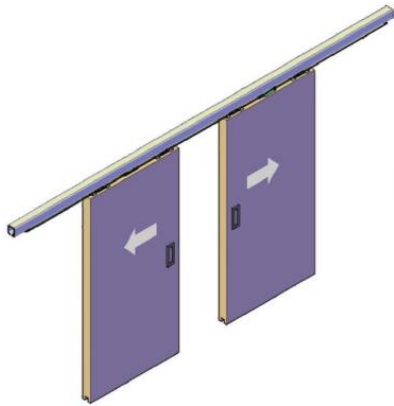


SYMMETRICAL SLIDING DOOR ROLLER Wooden Door



UK-075-01SSR









FEATURES

- For double leaf sliding doors, synchronized inversion sliding system for double door.
- Height Adjustment: 3mm
- Max. Door Weight: 80kg
- Door Thickness: 30 - 45mm
- Door Width: 500 – 1200mm

MATERIALS AND FINISHES

- Sliding Track: Aluminum, Anodized
- Hanging Roller: Zinc Alloy, SN
- Glass Clamp: Iron, SN

STANDARD CONFIGURATION

	Hanging Roller	4 pcs
	Bracket	4 pcs
	Door Stop	2 pcs
	Door Stop	2 pcs
	Connector for belt	1 pc
	Fixing device for belt	2 pcs
	Belt 7 meters	1 pc
	Bottom guide	2 pcs
	Screws	1 set

