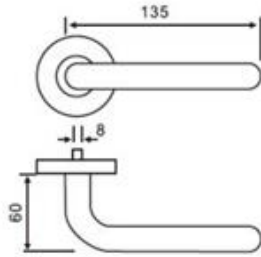


STAINLESS STEEL



UK-S-LH.8810

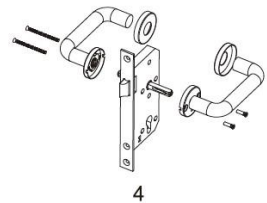
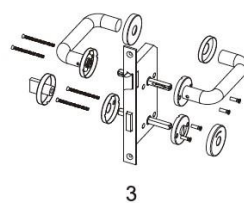
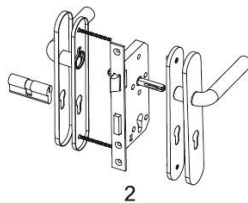
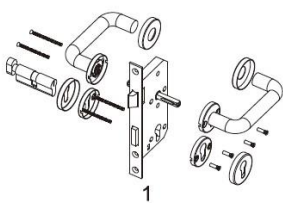


FEATURES

• Material: Stainless Steel 201 / 304 / 316	• Applicable for Door Thickness: 35 – 55mm
• Diameter: 16 / 19 / 20 / 22mm	• Concealed fixings
• Spindle: 8x8 / 7x7 6x6mm	• Spring Assisted Chassis
• Finish: SSS, PSS, PVD, AB, AC	• Same lever design with multiple escutcheons and functions to suit different applications

APPLICATION

DOORS		PROJECTS	
• Wooden Doors	• Hollow Metal Doors	• Stadium	• Hotels
• Steel Doors	• Aluminum Doors	• Academic	• Airports
• Office Doors	• Fire-Rated Doors	• Mixed-use	• Residential Buildings



OPTIONAL VERSION



A



B



C



D



E



F



G