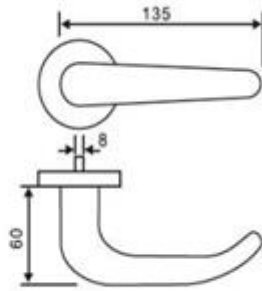


## STAINLESS STEEL



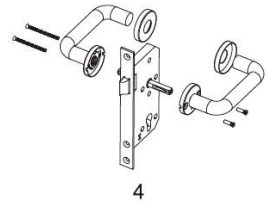
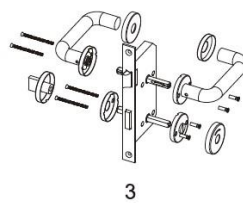
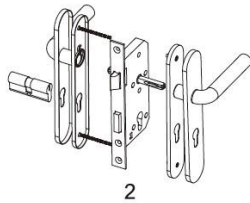
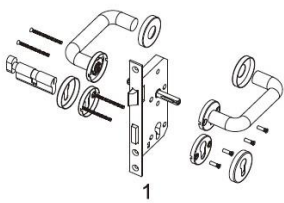
UK-S-LH.T033 - HOLLOW

### FEATURES

- |   |  |
|---|--|
| • Material: Stainless Steel 201 / 304 / 316 | • Applicable for Door Thickness: 35 – 55mm   |
| • Diameter: 16 / 19 / 20 / 22mm             | • Concealed fixings  |
| • Spindle: 8x8 / 7x7 6x6mm                  | • Spring Assisted Chassis  |
| • Finish: SSS, PSS, PVD, AB, AC             | • Same lever design with multiple escutcheons and functions to suit different applications |

### APPLICATION

DOORS		PROJECTS	
• Wooden Doors	• Hollow Metal Doors	• Stadium	• Hotels
• Steel Doors	• Aluminum Doors	• Academic	• Airports
• Office Doors	• Fire-Rated Doors	• Mixed-use	• Residential Buildings



### OPTIONAL VERSION

